

**Canadian MoU Vehicles  
US Routing Options to BC Lower Mainland – Weight Allowances**

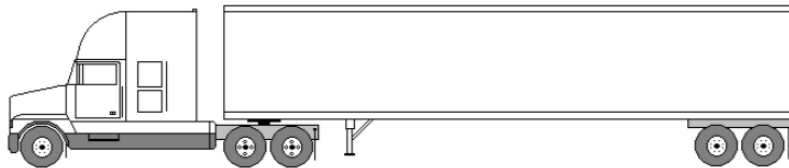
Eastern Canadian vehicles routing south of Great Lakes must travel through states restricted to US federal weight restrictions and are limited to tandem semi-trailers at 80,000 lb gross weights.

Other than specific commodities, Minnesota is also restricted to federal weight restrictions, so vehicles entering or exiting the US through that state are similarly limited to tandem semi-trailers at 80,000 lb gross weights.

Typical MoU 53' tandem and tridem semi-trailers and 8-axle B-trains can access US routes using North Dakota, Montana, Idaho and Washington State border crossings at axle and gross weights noted below. Allowable gross is lower of sum of axle weights or stated maximum.

Note: Washington requires four tires on non-steering axles weighing over 10,000 lbs.

**53' Tandem MoU Semi-Trailer (5' spread) – Axle and Gross Weights**



<b>MoU (kg)</b>	<b>5,500</b>	<b>17,000</b>	<b>17,000</b>	<b>39,500</b>
MoU (lbs)	12,125	37,475	37,475	87,075
Washington	12,125 <sup>1</sup>	34,000	34,000	80,125
Idaho*	12,125 <sup>2</sup>	34,000	34,000	80,125
Montana	12,125 <sup>3</sup>	34,000	34,000	80,125
North Dakota**	12,125 <sup>4</sup>	34,000	34,000	80,125

\* Idaho requires special permits for weights over 80,000 lbs.

\*\* North Dakota requires special permits for weights over 80,000 lbs on interstate highways.

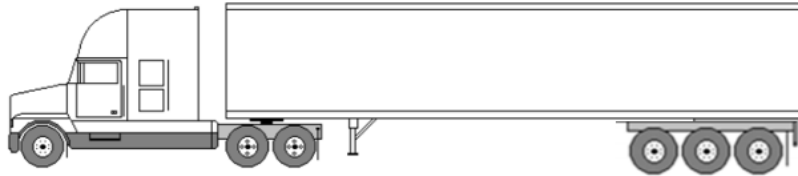
<sup>1</sup> MoU can be matched, subject to 600 lbs per inch of tire width.

<sup>2</sup> MoU can be matched, subject to tire manufacturer's load rating.

<sup>3</sup> MoU can be matched, subject to tire manufacturer's load rating.

<sup>4</sup> MoU can be matched, subject to 550 lbs per inch of tire width on state highways.

**53' Tridem MoU Semi-Trailer (10' spread) – Axle and Gross Weights**

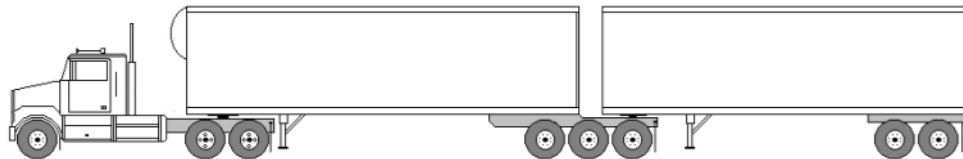


<b>MoU (kg)</b>	<b>5,500</b>	<b>17,000</b>	<b>23,000</b>	<b>45,500</b>
MoU (lbs)	12,125	37,475	50,700	100,300
Washington	12,125 <sup>5</sup>	34,000	43,500	89,625
Idaho*	12,125 <sup>6</sup>	34,000	43,500	89,625
Montana	12,125 <sup>7</sup>	34,000	43,500	89,625
North Dakota**	12,125 <sup>8</sup>	34,000	43,500	89,625

\* Idaho requires special permits for weights over 80,000 lbs.

\*\* North Dakota requires special permits for weights over 80,000 lbs on interstate highways.

**8' Axle MoU B-Train – Axle and Gross Weights**



<b>MoU (kg)</b>	<b>5,500</b>	<b>17,000</b>	<b>23,000</b>	<b>17,000</b>	<b>62,500</b>
MoU (lbs)	12,125	37,475	50,700	37,475	137,775
Washington	12,125 <sup>5</sup>	34,000	43,500	34,000	105,500
Idaho*	12,125 <sup>6</sup>	34,000	43,500	34,000	105,500
Montana	12,125 <sup>7</sup>	34,000	43,500	34,000	123,625
North Dakota**	12,125 <sup>8</sup>	34,000	43,500	34,000	105,500

\* Idaho requires special permits for weights over 80,000 lbs.

\*\* North Dakota requires special permits for weights over 80,000 lbs on interstate highways.

<sup>5</sup> MoU can be matched, subject to 600 lbs per inch of tire width.

<sup>6</sup> MoU can be matched, subject to tire manufacturer's load rating.

<sup>7</sup> MoU can be matched, subject to tire manufacturer's load rating.

<sup>8</sup> MoU can be matched, subject to 550 lbs per inch of tire width on state highways.

## Washington

Maximum gross weight – 105,500 lbs

- Allowed on Highway National Network (NN) except SR 410 and SR123 near Mt Rainer National Park

Axles over 10,000 lbs must be equipped with 4 tires - <https://app.leg.wa.gov/RCW/default.aspx?cite=46.44.042>

Legislative rules: <https://app.leg.wa.gov/rcw/default.aspx?cite=46.44>

Trucker's guide: <https://wsdot.wa.gov/publications/manuals/fulltext/M30-39/CVG.pdf>

## Idaho

Maximum gross weight – 105,500 lbs

- Allowed on Highway National Network (NN).
- Weights of 129,000 lbs allowed on non-Interstate Highways.
- Permits required for weights over 80,000 lbs.

Legislative rules: <https://legislature.idaho.gov/statutesrules/idstat/Title49/T49CH10/>

Trucker's guide: <https://itd.idaho.gov/wp-content/uploads/2016/07/truckershandbook.pdf>

Permits are issued by Idaho Transportation Department:

- Permit Manual: <https://trucking.idaho.gov/permits/>
- Special Permit Department: 800-662-7133 or <https://www.permits4idaho.com/>

## Montana

Maximum gross weight – 131,060 lbs

- Allowed on Highway National Network (NN) except US-87 from MP 79.3 to 82.5.

Permits required:

- If overall length exceeds 88' (other than Interstate Highways).
- If either double trailer exceeds 28'6".
- If combined double trailer length exceeds 61'.

Legislative rules: [https://leg.mt.gov/bills/mca/title\\_0610/chapters\\_index.html](https://leg.mt.gov/bills/mca/title_0610/chapters_index.html)

Trucker's guide: <https://www.mdt.mt.gov/other/webdata/external/MCS/manuals/MT-Truckers-Handbook-Info.pdf>

Permits are issued by Montana Department of Transportation:

- Special Permit Department: (406) 444-7262 or <https://app.mt.gov/ipermits/>

## North Dakota

Maximum gross weight – 105,500 lbs

- Allowed on Highway National Network (NN).
- Permits required for weights over 80,000 lbs.

Legislative rules: <https://www.nd.gov/ndhp/motor-carrier-operations/legal-vehicle-size-and-weight>

Trucker's guide: [https://www.nd.gov/ndhp/sites/www/files/documents/MC/Legal.size\\_weight.Guide.pdf](https://www.nd.gov/ndhp/sites/www/files/documents/MC/Legal.size_weight.Guide.pdf)

Permits are issued by North Dakota Highway Patrol:

- NDHP: (701) 328-2621 or <https://www.nd.gov/ndhp/e-permits>

## National Network (NN) for Conventional Combination Trucks – Map

FHWA: [https://ops.fhwa.dot.gov/freight/freight\\_analysis/nat\\_freight\\_stats/images/hi\\_res\\_jpg/nnhs.jpg](https://ops.fhwa.dot.gov/freight/freight_analysis/nat_freight_stats/images/hi_res_jpg/nnhs.jpg)